


# METAL PROCESSING



Dosing and proportional  
mixing of water-soluble oils

**KIRTILAL**  
*Metalworking LLP*

 **DOSATRON**<sup>®</sup>  
*Because life is powered by water*<sup>®</sup>

Buy Dosatron and other Industrial Products at  
[www.kirtilal.com](http://www.kirtilal.com)

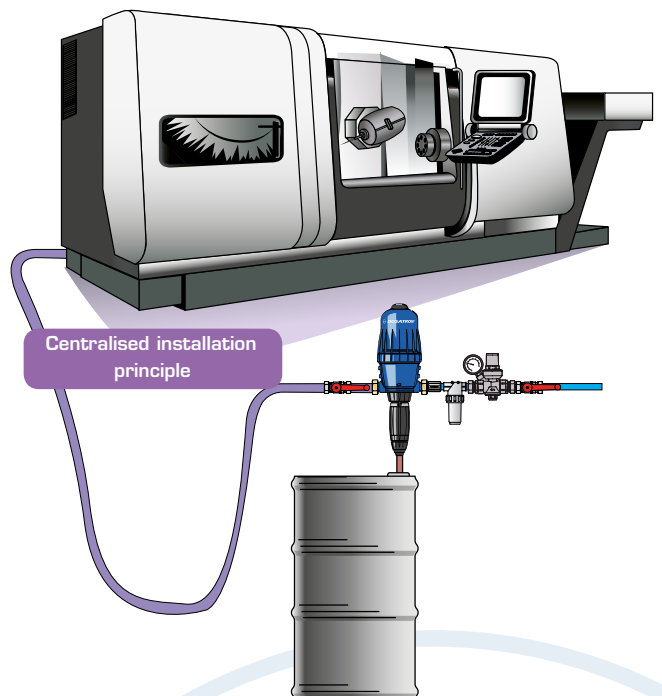
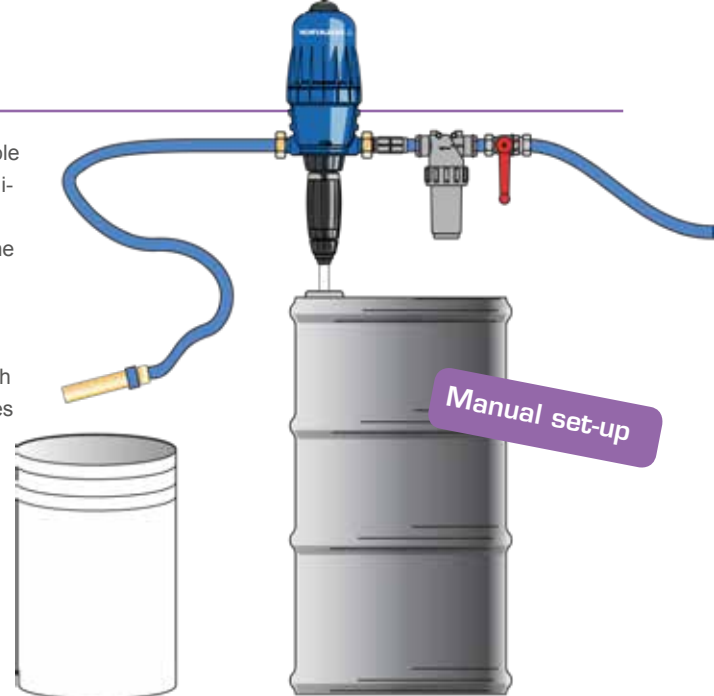
## Dosatron Solution

Incorporated in the water circuit, the Dosatron pump uses water pressure as its sole power source. Driven in this way, the Dosatron can dose the various types of additive directly in the water feed tanks of one or more conventional or NC machines.

The precision and reliability of the Dosatron pump eliminate any risk of errors in the dosing and preparation of products such as emulsions and solutions. The pump is not sensitive to the inherent variations (pressure, flow-rate, temperature, intake height and viscosity) of a fluid.

Constant emphasis on quality at all stages in the manufacture of the pump, both with regard to the materials used and the test and inspection procedures applied, ensures an optimum response to the requirements of metalworking machine tool users.

- ⊕ Cooling, lubrication and protection.
- ⊕ Improved tool life.
- ⊕ Saving energy consumption.
- ⊕ Better machining performance.
- ⊕ Extension of the bath time.
- ⊕ Easy to install, operate and maintain (no electrical risks).



## DOSATRON ADVANTAGES

Hydraulic, volumetric and non-electric.

Dosing proportional to water flow-rate.

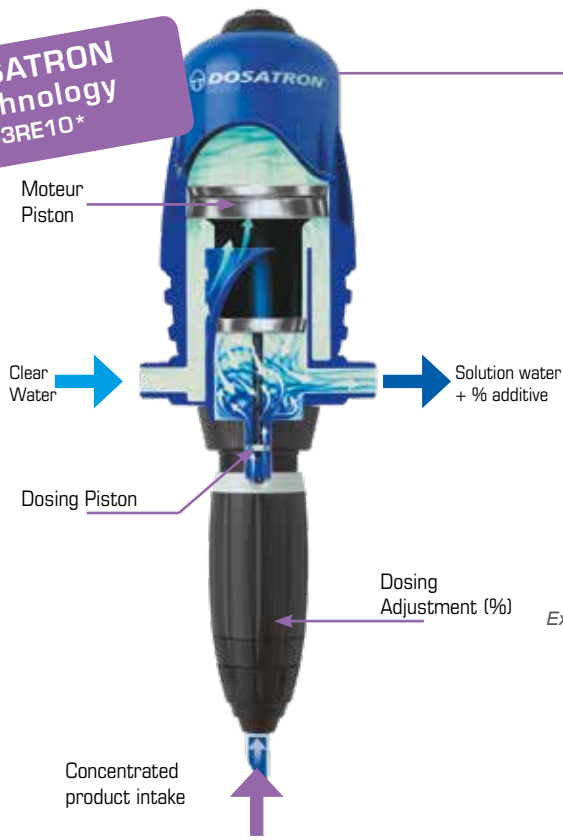
Excellent dosing repeatability and final solution homogeneity.

Emulsion delivered directly downstream by water power.

Easy dosing adjustment at any time.

Self-priming up to 4M.

# DOSATRON Technology D3RE10\*



## Pump selection

The appropriate Dosatron pump is selected firstly according to filling rate and secondly to dosing rate.

- Calculation of flow-rate requirement

Flow-rate is determined according to the required tank volume and filling time.

*Example: 25-litre tank to be filled in one minute = flow-rate 1,500 l/h.*

In this case you can select your pump in the 2.5 m<sup>3</sup>/h range.

If you wish to supply a number of tanks/machines simultaneously, or fill the tanks faster (if your available water flow-rate makes this possible), you should select a model in the 4.5 or 8 m<sup>3</sup>/h range.

- Choice of the dosing rate

Particularity: proportional volumetric dosing

The Dosatron pump operates on the proportional volumetric dosing principle: the quantity of product injected is proportional to the quantity of water passing through the Dosatron pump.

*Example: A 10% setting gives a solution of 10 parts concentrated product to 100 parts water*

In absolute % terms, this gives 9.09% (10/110).

**This particularity of the Dosatron system must be taken into account when selecting your model.**

*\*This Dosatron model is ideal for filling and adjusting, and answers a recurrent demand from professional users.*

## Recommendations for installation

- Installation and utilisation in a drinking water circuit demands compliance with national standards and regulations in force.
- The system must incorporate a stop valve or non-return valve upstream from the injection system, to avoid any risk of pollution of the water source.
- Include a 300 micron filter (50 mesh) up-stream from the dosing pump, according to supply water quality.
- The level in the dosing product container must never be higher than the pump (risk of siphoning).

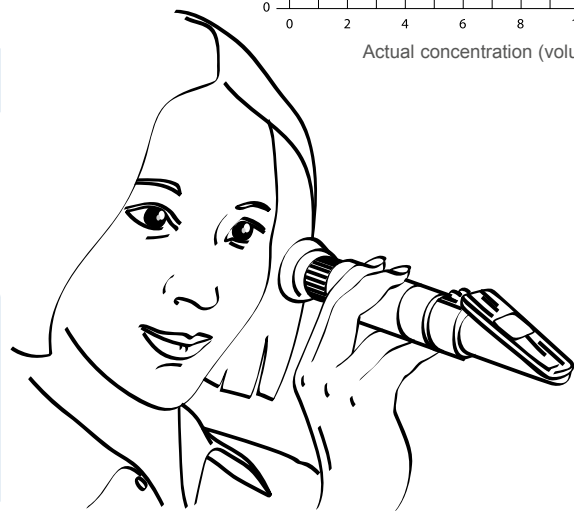
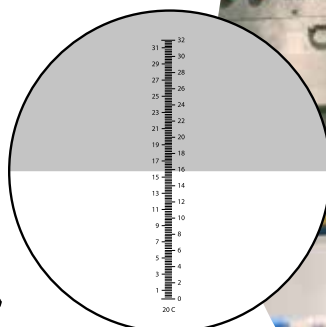

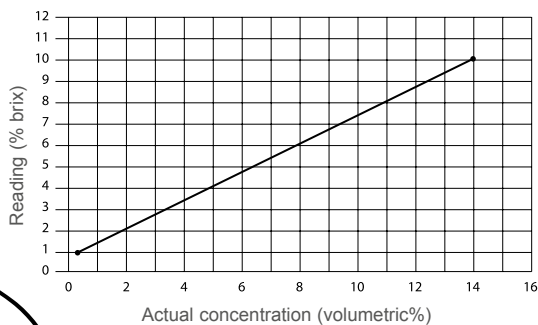
## Do you check your emulsion with a refractometer?

The initial % Brix readings given by your refractometer are not volumetric % values.

Consequently, you must:

- either calibrate your refractometer,
- or check the equivalence curve generally given by your oil or other viscous concentrate supplier in its technical data sheet.

Example: equivalence curve at 20°C



# METAL PROCESSING - Soluble oils

**D3RE25IE**



An optimized design  
A polypropylene pump casing  
Highly ergonomic dosage adjustment  
The availability of micro and macro dosages  
One injection at the exit

série :

option :

Injection range : **5 - 25 % [1:20 - 1:4]**  
Water flow range : **10 l/h - 2 m³/h**  
Operating water pressure : **0,5 - 4 bar**  
Concentrated additive injection : **0,5 - 500 l/h**  
Stroke volume : **~ 0,53 l**  
Connections : **NPT-BSP 20x27 - 3/4" M**  
Hose : **PVC 16x22 - Lg 1,75 m**

**D3RE10**



An optimized design  
A polypropylene pump casing  
Highly ergonomic dosage adjustment  
The availability of micro and macro dosages  
One injection at the exit

Injection range : **1 - 10 % [1:100 - 1:10]**  
Water flow range : **10 l/h - 3 m³/h**  
Operating water pressure : **0,5 - 6 bar**  
Concentrated additive injection : **0,1 - 300 l/h**  
Stroke volume : **~ 0,53 l**  
Connections : **NPT-BSP 20x27 - 3/4" M**  
Hose : **PVC 16x22 - Lg 1,75 m**

série :   
option :

**Options :** A wide range of dosing pumps and an equally wide choice of options (high flow-rates, micro-dosing, high chemical resistance materials, etc.) enable us to meet your needs.

- Seals for acids, oils, odour-control concentrates...
- Seals for alkaline concentrates
- Seals for highly concentrated acids (> 15 %) – systematically PVDF.
- (Integrated by-pass) system for manual activation of the additive suction (on) and stop (off)
- Housing for highly concentrated acids and other aggressive concentrates.
- Kit for viscous concentrate recommended for more than 200 or 400 cPs (depending on model).
- External Injection

**D3RE2**



Injection range  
**0,2 - 2% [1:500 - 1:50]**  
Water flow range  
**10 l/h - 3 m³/h**  
Operating water pressure  
**0,3 - 6 bar**  
Concentrated additive injection  
**0,02 - 60 l/h**

**D3RE5**



Injection range  
**0,5 - 5% [1:200 - 1:20]**  
Water flow range  
**10 l/h - 3 m³/h**  
Operating water pressure  
**0,3 - 6 bar**  
Concentrated additive injection  
**0,05 - 150 l/h**

**KIT AK17**



Protective kit, not assembled, without wall plate

## OTHER APPLICATIONS

- Die casting
- Vibro-abrasion
- Water jet cutting (polymer dosing).
- Part degreasing and cleaning
- Surface treatment.
- Vulcanisation...



**DOSAPACK**

Protective kit assembled on wall plate (without Dosatron)

**ADAPTATEUR**



PD1861M Adaptor for metallic can/drum:  
*D3RE5, D3RE10 models*  
PD1861P adaptateur for plastic can/drum:  
*D3RE2 models*

Downloaded from [www.kirtilal.com](http://www.kirtilal.com)

DOSATRON INTERNATIONAL S.A.S

Rue Pascal - BP 6 - 33370 TRESSES (Bordeaux) - FRANCE  
Tel. 33 (0)5 57 97 11 11 - Fax. 33 (0)5 57 97 11 29 / 33 (0)5 57 97 10 85  
[info@dosatron.com](mailto:info@dosatron.com) - [www.dosatron.com](http://www.dosatron.com)

This document does not form a contractual engagement on the part of Dosatron International and is for information only. Dosatron International reserves the right to alter product specification or appearance without prior notice

